



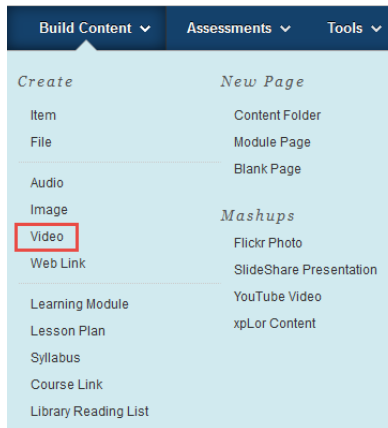
# How to Embed Video in Blackboard

This handout explains how video files and YouTube videos can be added to a Blackboard course.

## Adding Video Files

**Please note:** Common video types include mp4, flv, wmv, avi, mov and qt.

1. Navigate to a content area in your course, then click on **Build Content** and select **Video**.



2. Name the content. Choose your audio or video file by clicking on “Browse My Computer” or “Browse Content Collection.”

\* Name

Color of Name  ▼ Black

\* Find File

3. Choose your **Options**. These may include date and time restrictions.

**STANDARD OPTIONS**

Permit Users to View this Content  Yes  No

Track Number of Views  Yes  No

Select Date and Time Restrictions  Display After

*Enter dates as mm/dd/yyyy. Time may be entered in any increment.*

Display Until

*Enter dates as mm/dd/yyyy. Time may be entered in any increment.*

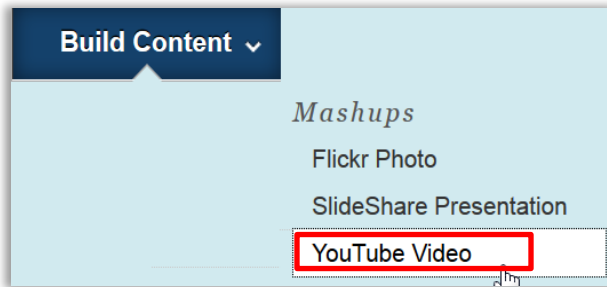
4. When done, scroll down, and click on **Submit**.

## Adding YouTube Videos

There are two ways to use **Mashups** to add YouTube videos.

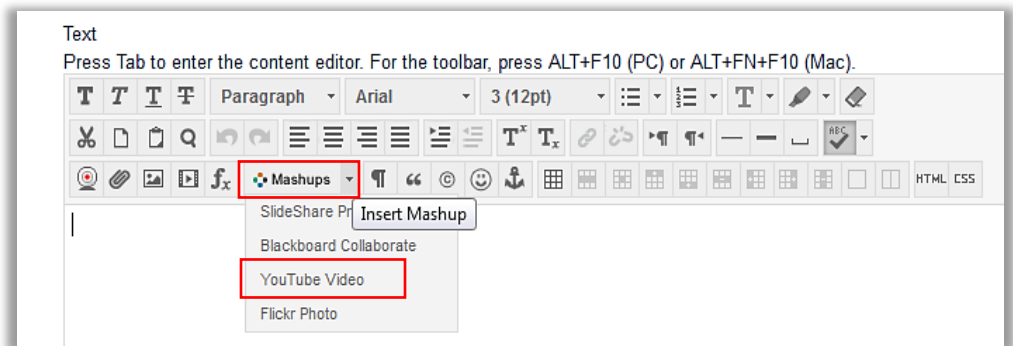
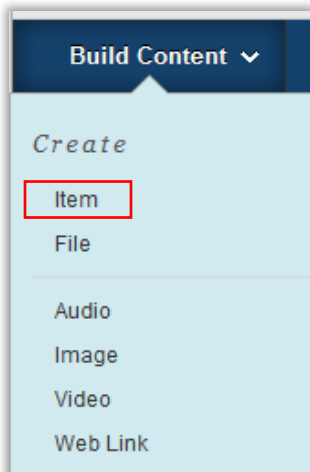
1. Click on **Build Content** and under **Mashups** select **YouTube Video** (A), or click on **Build Content** and select **Item** (B).

A



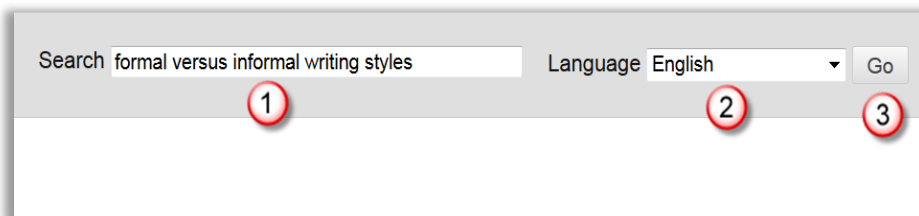
OR

B




In the text editor, click on the dropdown arrow next to the **Mashups** button and select **YouTube Video**.

2. Enter key words into the search box (1) and select a language (2). When you are finished, click on **Go** (3). (If you already know which video you want, you can also copy and paste the video URL into the search box.)




3. From the list that appears, select the video you want.

Displaying 1 to 10 of 1000000 items




**Ultimate Funny Dogs Compilation by FailArmy**  
Duration: (6:20) User: FailArmy Added: 6/16/15  
YouTube URL: <http://www.youtube.com/watch?v=59Zcx9YbZxl>  
Every dog has its day... to act completely foolish. Here at FailArmy, we've put all we could find ...

Select



**Funny Guilty Dogs Compilation 2015**  
Duration: (4:56) User: funnyplox Added: 6/9/15  
YouTube URL: <http://www.youtube.com/watch?v=kZw-jgCRPeE>  
The ultimate funny guilty dogs are back! Here is a brand new and freshly squeaked Kitties OH MY!

Select



**10 MINUTES OF FUNNY DOGS**  
Duration: (10:00) User: 2M Media Added: 7/23/14  
YouTube URL: <http://www.youtube.com/watch?v=ft9UJougDFE>  
JOIN TEAM 2M! [http://www.youtube.com/subscription\\_center?add\\_user=tunein](http://www.youtube.com/subscription_center?add_user=tunein)

Select

4. Choose your **options**. When done, click on **Submit**.

**MASHUP OPTIONS**

*Show YouTube URL creates a link to the YouTube web site enabling students to browse videos. Show YouTube information displays length of video, name of creator and the date video was added.*

View    
*Thumbnail will show as full size when the View Link is clicked. Embed Video will show the video player directly in the page.*

Show YouTube URL  Yes  No

Show YouTube information  Yes  No