

# Accessing Your Blackboard Courses

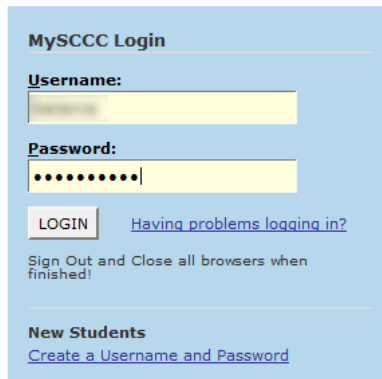


This tutorial explains how to access your course list on the Blackboard Production site.

1. Go to the SCCC website and click on **MYSCCC**.



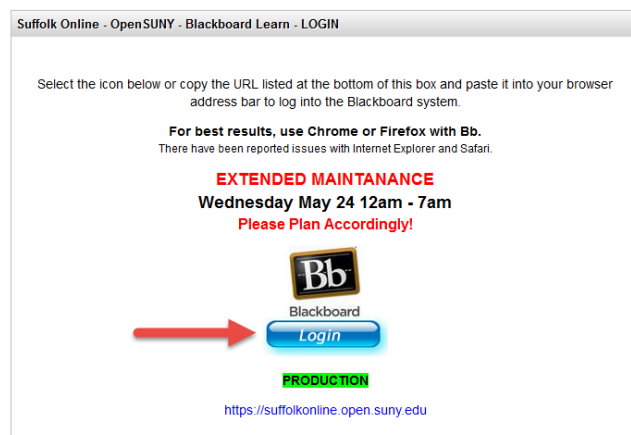
2. Log in.



3. Click on the **Suffolk Online** tab.



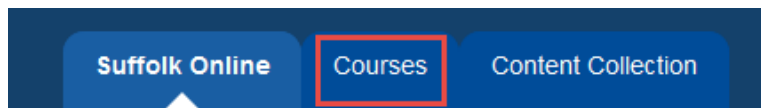
4. In the center of the next page that appears, click on the **Blackboard log in** button.



5. On the next page that appears, click on the **Blackboard log in** button again.



6. On the upper right of the page, you will see three tabs. Click on the **Courses** tab.



7. Your course list will now appear. Click on a course to enter it.

